



YOSHIMURA

RESEARCH & DEVELOPMENT OF AMERICA, INC.

5420 DANIELS STREET STE A, CHINO CALIF. 91710 · (800)634-9166 · (909)628-4722 · FACSIMILE (909)591-2198

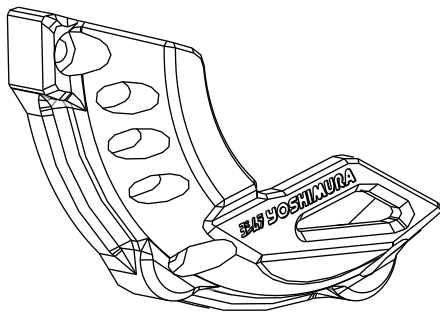
www.yoshimura-rd.com

YOSHIMURA CASE SAVER KIT

BMW
S1000RR
S1000R

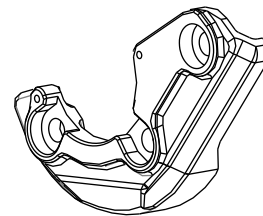
030HA152010

LEFT



1

RIGHT



2

Part List:

NO.	DESCRIPTION	QTY	PART #
1	Left Case Saver	1	030HA152010L
2	Right Cast Saver	1	030HA152010R
**	Yoshimura Sticker	2	17020C

Yoshimura Case Savers are designed to reduce damage to the engine cases in the event of a light or mild crash ONLY. The Case Savers are not designed to prevent damage to the engine cases completely, nor are they designed to prevent damage to fairings or body work.

Note: Read through all instructions before beginning installation be sure to prepare a clean work area. Take necessary safety precautions to ensure a safe working environment. Always use a bike stand whenever available.

BMW recommends the use of new engine case cover bolts once removed. Please source new engine case cover bolts from your BMW dealership.

Tools Needed:

Metric Socket Set
Ratchet
Torx Socket Set
Torque Wrench

Installation Steps:

1. Remove the three stock left side engine cover bolts. Install Yoshimura left side case saver using the stock 6mm bolts as shown in Figure 1.

NOTE: DO NOT REMOVE ENGINE COVER.

2. Torque stock bolts to 2.2 ft-lb (3.0 N-m).Then tighten 90 degrees.
3. Remove the three right side engine cover bolts. Install Yoshimura right side case saver using the stock 6mm bolts as shown in Figure 2.

NOTE: DO NOT REMOVE ENGINE COVER.

4. Torque stock bolts to 2.2 ft-lb (3.0 N-m).Then tighten 90 degrees.




Fig. 1




Fig. 2