

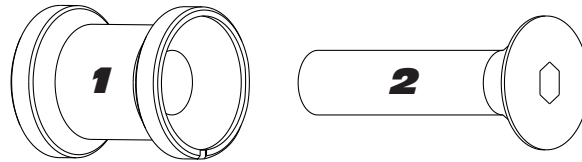


# YOSHIMURA

RESEARCH&DEVELOPMENT OF AMERICA, INC.

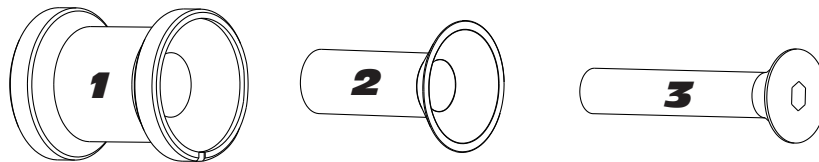
5420 DANIELS STREET STE A, CHINO CALIF. 91710 · (800)634-9166 · (909)628-4722 · FACSIMILE (909)591-2198  
[www.yoshimura-rd.com](http://www.yoshimura-rd.com)

## Universal Race Stand Stopper 080HAUNV



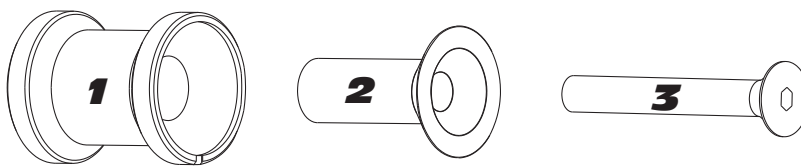
**10MM**  
**(KAWASAKI)**

NO.	DESCRIPTION	QTY	PART #
1	Yoshimura 10mm Race Stand Stopper	2	080HAUNV-B
2	10mm X 45mm Countersunk Bolt	2	M10X45FS



**8MM**  
**(SUZUKI,  
HONDA)**

NO.	DESCRIPTION	QTY	PART #
1	Yoshimura 10mm Race Stand Stopper	**	080HAUNV-B
2	Race Stand Stopper 8mm Spacer	2	R-KSS-08
3	8mm X 45mm Countersunk Bolt	2	M8X45FS



**6MM**  
**(YAMAHA)**

NO.	DESCRIPTION	QTY	PART #
1	Yoshimura 10mm Race Stand Stopper	**	080HAUNV-B
2	Race Stand Stopper 6mm Spacer	2	R-KSS-06
3	6mm X 45mm Countersunk Bolt	2	M6X45FS
**	Yoshimura Round Stopper Decal	2	17047
**	Yoshimura Sticker Sheet	1	17020C

### Instructions:

1. First determine the correct bolt size to fit in your swingarm. (Note: Yoshimura Race Stand Stoppers can be used on any bike with 6, 8, or 10mm tapped holes in the swingarm)
2. Install Yoshimura Race Stand Stoppers using the correct combination hardware for your application. Refer to the illustrations above for orientation.
3. Torque Specs: 6mm bolt=8 ft-lb (10.8Nm) 8mm bolt=10 ft-lb (13.5 Nm) 10mm bolt=12 ft-lb (16.2 Nm). Note: Use of a small amount of low strength (Blue) Loc-tite is recommended on bolt threads.
4. Clean the decal mounting surface on the race stand stopper with rubbing alcohol. Allow to dry thoroughly. Apply Yoshimura Round Stopper Decal (PN: 17047) onto race stand stopper.