



YOSHIMURA

RESEARCH & DEVELOPMENT OF AMERICA, INC.

5420 DANIELS STREET STE A, CHINO CA., 91786 · (800)634-9166 · (909)628-4722 · FACSIMILE (909)591-2198

www.yoshimura-rd.com

RS-3 OVAL PERFORMANCE EXHAUST SYSTEM

SUZUKI

97-00 GSX-R600

96-99 GSX-R750

11054552

RACE ONLY BOLT-ON SYSTEM WITH STAINLESS STEEL



ACTUAL PRODUCT MAY VARY FROM IMAGES.



THIS PRODUCT IS DESIGNED FOR USE IN CLOSED COURSE RACING AND IS NOT INTENDED FOR HIGHWAY USE.



NOTE: IN THE STATE OF CALIFORNIA, IT IS ILLEGAL TO MODIFY THE EMISSION CONTROL SYSTEM, WHICH INCLUDES THE CARBURETORS OF ANY VEHICLE.

Caution: Exhaust system can be extremely hot. Let motorcycle cool down before beginning installation.

Note: Read through all instructions before beginning installation.

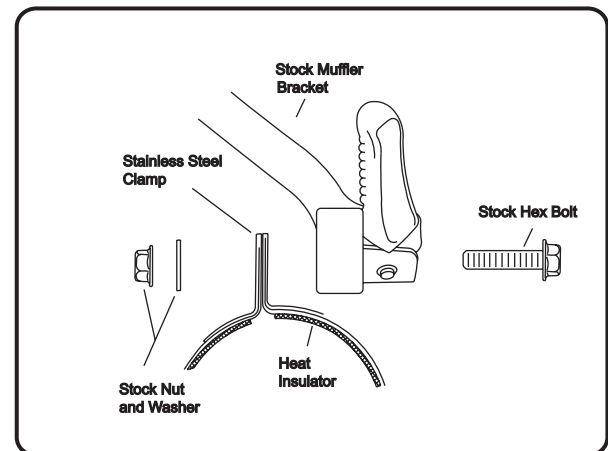
Tools Needed:

12mm socket
3/8" ratchet and extension
12mm and 14mm wrench
6mm Allen wrench
Torque wrench

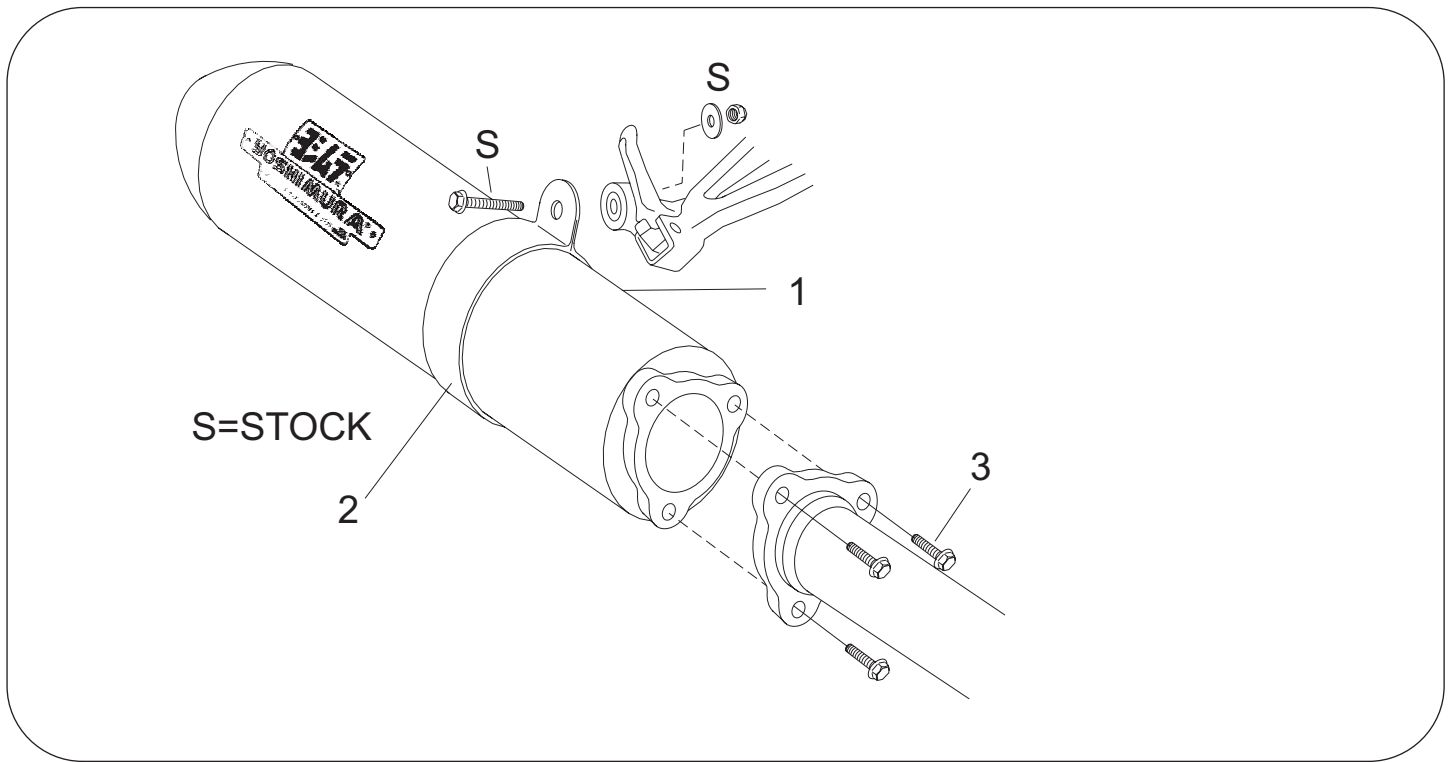
Installation Steps:

- 1 Remove stock muffler and gasket.
- 2 Loosen tailpipe bolt at chassis mount (See Fig.1)
- 3 Install new muffler gasket.
(Not supplied - Suzuki part no. 14181-33E00)
- 4 Install Yoshimura muffler using supplied bolts.
Torque bolts to 2.3 kg-m (16.5 lb-ft).
- 5 Apply heat resistant tape to inside of muffler clamp and slide clamp onto muffler.
(note direction of clamp in Fig. 2)
- 6 Mount clamp to stock muffler bracket using stock bolt, washer, and nut. (see Fig. 2)
Torque bolt to 2.5 kg-m (18 lb-ft)
- 7 Tighten tailpipe bolt at chassis mount.
Torque bolt to 2.5 kg-m (18 lb-ft)
- 8 Check for proper clearance between new muffler and motorcycle. (i.e. swing-arm, passenger foot-peg, rear wheel, etc.) If any problem is found, please carefully follow through the installation steps again. If problem still persists, please call Yoshimura tech. Dept. at (800)634-9166 / in CA (909)628-4722

Note: After starting motorcycle, it is normal for new muffler to smoke until oil residue burns off.

**Fig. 1****Fig. 2**

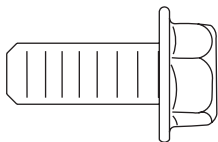
PN: 11054552



Parts Diagram

NO.	DESCRIPTION	QTY	PART #
1	RS-3 Oval Muffler Assembly	1	**
2	Stainless Steel Muffler Clamp Stainless Steel Sleeve	1	COS450S8ASX
3	8mm x 20mm Flange Hex Bolt	3	M8X20H
**	Low Volume Sound Insert	1	INS-15-K
**	4.5" Heat Insulator	1	HT SHLDTRS
**	Yoshimura Vinyl Sticker	1	17029

Nuts and Bolts Guide (Actual Size):



8mm x 20mm
Flange Hex Bolt